

Lotto Texas Jackpot Estimation Worksheet

Monday Date	Draw #	Advance	Sunday	Monday	Total Draw Sales	Monday Advertised Jackpot	Mon % of Total Draw Sales	% Change from Monday rolling to Wednesday	Wednesday Date	Draw #	Advance	Tuesday	Wednesday	Total Draw Sales	Wednesday Advertised Jackpot	Wed % of Total Draw Sales	% Change from Wednesday rolling to Saturday	Saturday Date	Draw #	Advance	Thursday	Friday	Saturday	Total Draw Sales	Saturday Advertised Jackpot	Sat % of Total Draw Sales	% Change from Saturday rolling to Monday
10/23/2023	3343	86,116	157,827	454,380	698,323	15.25 M	65.1%	27.7%	10/25/2023	3344	93,932	209,996	587,718	891,646	16.00 M	65.9%	29.5%	10/28/2023	3345	92,304	179,839	268,340	613,804	1,154,287	16.75 M	53.2%	-40.3%
10/30/2023	3346	85,461	156,240	447,690	689,391	17.25 M	64.9%	30.8%	11/01/2023	3347	94,341	210,228	597,176	901,745	18.00 M	66.2%	31.1%	11/04/2023	3348	94,222	184,277	271,732	631,787	1,182,018	18.75 M	53.4%	-39.5%
11/06/2023	3349	87,979	159,988	466,972	714,939	19.00 M	65.3%	29.9%	11/08/2023	3350	95,900	226,408	606,541	928,849	19.75 M	65.3%	32.3%	11/11/2023	3351	95,521	179,748	283,814	689,845	1,228,928	20.25 M	54.5%	-40.4%
11/13/2023	3352	88,255	162,064	482,474	732,793	21.00 M	65.8%	28.8%	11/15/2023	3353	96,695	214,979	631,950	943,624	21.75 M	67.0%	30.3%	11/18/2023	3354	93,804	183,822	279,035	673,205	1,229,866	22.50 M	54.7%	-38.0%
11/20/2023	3355	89,955	162,925	509,046	761,926	22.75 M	66.8%	32.4%	11/22/2023	3356	100,561	242,462	665,576	1,008,599	23.50 M	66.0%	14.3%	11/25/2023	3357	99,109	117,237	271,797	664,972	1,153,115	24.25 M	57.7%	-33.1%
11/27/2023	3358	86,314	168,558	517,082	771,954	24.75 M	67.0%	26.1%	11/29/2023	3359	98,204	224,111	651,030	973,345	25.75 M	66.9%	29.6%	12/02/2023	3360	94,679	181,078	296,201	689,034	1,260,992	26.25 M	54.6%	-32.4%
12/04/2023	3361	89,652	174,607	588,076	852,335	26.75 M	69.0%	14.9%	12/06/2023	3362	100,464	228,109	650,598	979,171	27.50 M	66.4%	29.7%	12/09/2023	3363	97,585	196,072	287,842	688,828	1,270,327	28.00 M	54.2%	-31.4%
12/11/2023	3364	90,380	171,224	610,203	871,807	28.75 M	70.0%	15.7%	12/13/2023	3365	100,347	238,248	670,339	1,008,934	29.50 M	66.4%	30.4%	12/16/2023	3366	97,104	209,648	289,894	719,431	1,316,077	30.00 M	54.7%	-27.9%
12/18/2023	3367	93,694	180,084	675,255	949,033	30.25 M	71.2%	14.4%	12/20/2023	3368	103,547	256,122	726,290	1,085,959	30.75 M	66.9%	35.0%	12/23/2023	3369	100,608	237,732	348,772	778,439	1,465,551	31.50 M	53.1%	-35.6%
12/25/2023	3370	102,908	290,636	550,537	944,081	32.00 M	58.3%	24.6%	12/27/2023	3371	98,455	281,172	796,464	1,176,091	32.75 M	67.7%	34.3%	12/30/2023	3372	101,584	243,588	358,727	875,129	1,579,028	34.00 M	55.4%	-57.7%
01/01/2024	3373	101,501	176,599	390,278	668,378	5.00 M	58.4%	9.0%	01/03/2024	3374	98,700	172,360	457,313	728,373	5.25 M	62.8%	36.3%	01/06/2024	3375	92,481	145,256	209,875	545,326	992,938	5.50 M	54.9%	-45.0%
01/08/2024	3376	86,359	129,197	330,307	545,863	5.75 M	60.5%	36.8%	01/10/2024	3377	92,266	167,108	487,111	746,485	6.00 M	65.3%	37.3%	01/13/2024	3378	91,333	159,294	227,685	546,710	1,025,022	6.25 M	53.3%	-52.6%
01/15/2024	3379	90,394	135,709	259,511	485,614	6.50 M	53.4%	44.2%	01/17/2024	3380	89,940	148,678	461,843	700,461	6.75 M	65.9%	40.0%	01/20/2024	3381	87,626	155,639	216,111	521,055	980,431	7.00 M	53.1%	-43.3%
01/22/2024	3382	84,005	128,840	343,505	556,350	7.25 M	61.7%	30.5%	01/24/2024	3383	90,959	170,579	464,712	726,250	7.50 M	64.0%	39.0%	01/27/2024	3384	87,246	154,216	214,577	553,647	1,009,686	7.75 M	54.8%	-42.6%
01/29/2024	3385	84,599	128,787	366,034	579,420	8.00 M	63.2%	33.9%	01/31/2024	3386	91,305	180,536	504,156	775,997	8.25 M	65.0%	39.2%	02/03/2024	3387	88,592	170,474	246,390	574,859	1,080,315	8.50 M	53.2%	-43.0%
02/05/2024	3388	84,259	141,678	389,851	615,788	8.75 M	63.3%	30.4%	02/07/2024	3389	92,979	191,851	518,221	803,051	9.25 M	64.5%	37.0%	02/10/2024	3390	90,533	173,050	255,739	581,142	1,100,464	10.00 M	52.8%	-44.8%
02/12/2024	3391	85,628	131,469	390,890	607,987	10.50 M	64.3%	36.0%	02/14/2024	3392	92,416	203,834	530,736	826,986	11.00 M	64.2%	34.0%	02/17/2024	3393	90,709	173,609	257,311	586,665	1,108,294	12.00 M	52.9%	-41.2%
02/19/2024	3394	85,755	149,148	416,236	651,139	12.25 M	63.9%	29.7%	02/21/2024	3395	93,940	201,534	548,881	844,355	13.00 M	65.0%	34.5%	02/24/2024	3396	91,444	174,607	259,422	609,763	1,135,236	13.75 M	53.7%	-40.7%
02/26/2024	3397	86,631	151,633	434,947	673,211	14.25 M	64.6%	30.3%	02/28/2024	3398	94,588	210,195	572,679	877,462	14.75 M	65.3%	35.1%	03/02/2024	3399	91,101	187,406	276,428	630,796	1,185,731	15.75 M	53.2%	-41.2%
03/04/2024	3400	86,907	157,761	451,987	696,655	16.00 M	64.9%	27.8%	03/06/2024	3401	97,063	214,353	579,222	890,638	16.75 M	65.0%	32.3%	03/09/2024	3402	94,160	173,240	275,523	634,977	1,177,900	17.50 M	53.9%	-52.9%
03/11/2024	3403	89,423	126,415	339,539	555,377	5.00 M	61.1%	35.1%	03/13/2024	3404	94,467	178,848	476,945	750,260	5.25 M	63.6%	37.0%	03/16/2024	3405	90,879	155,662	237,331	543,941	1,027,813	5.50 M	52.9%	-39.8%
03/18/2024	3406	84,932	138,331	395,170	618,433	5.75 M	63.9%	36.3%	03/20/2024	3407	94,127	209,292	539,323	842,742	6.00 M	64.0%	35.1%	03/23/2024	3408	92,322	166,119	294,379	586,024	1,138,844	6.25 M	51.5%	-37.1%
03/25/2024	3409	86,990	150,919	478,092	716,001	6.50 M	66.8%	21.8%	03/27/2024	3410	95,808	243,762	532,555	872,125	6.75 M	61.1%	25.9%	03/30/2024	3411	91,875	171,130	251,020	584,171	1,098,196	7.00 M	53.2%	-36.1%
04/01/2024	3412	85,215	127,569	488,702	701,486	7.25 M	69.7%	30.2%	04/03/2024	3413	94,230	210,500	608,372	913,102	7.50 M	66.6%	28.9%	04/06/2024	3414	93,316	178,188	264,882	640,209	1,176,595	7.75 M	54.4%	-47.6%
04/08/2024	3415	87,963	144,793	384,063	616,819	8.00 M	62.3%	26.0%	04/10/2024	3416	92,987	181,480	502,612	777,079	8.75 M	64.7%	41.2%	04/13/2024	3417	89,568	164,656	258,000	585,000	1,097,224	9.25 M	53.3%	

Est Sales: Saturday		Est Draw Sales: Monday	
53.0%	54.0%	-43.0%	-38.4%
577,614	601,306	625,418	675,890

*Estimated Support for Jackpot Prize \$9,486,904
 Less: Current Advertised Jackpot \$9,250,000
 Possible funds added to prize 236,904 Over

Estimated Cash Value \$5,091,089

If there is no jackpot prize ticket sold in tonight's drawing:




	low	high
Estimated Total Draw Sales for the Current Roll Cycle	\$12,902,096	\$12,902,096
Estimated Sales for Next Draw	\$625,500	\$675,800
Estimated Total Draw Sales for the Roll Cycle	\$13,527,596	\$13,577,896
**Estimated Support for the Jackpot Prize In the Next Draw	\$9,946,834	\$9,983,820

Monday Prospective Jackpot	\$9,500,000
Possible funds added to prize	\$446,834
Estimated Cash Value	\$5,228,686
Monday Prospective Jackpot	\$9,750,000
Possible funds added to prize	\$196,834
Estimated Cash Value	\$5,366,283
Monday Prospective Jackpot	\$10,000,000
**Amount necessary to fund prospective jackpot	(29,262)
Estimated Cash Value	\$5,503,880

If a Jackpot Prize ticket is sold in tonight's drawing

Current Interest Factor	1.8169	Next Advertised Jackpot	5.00 M
Previous Draw Factor	1.7918	Cash Value	2.75 M

Approval for Estimated Jackpot Amount to Advertise

9.75 M		4/12/24 10:17 AM
Jackpot Amount	Sergio Rey	Controller
9.75 M		4/12/24 10:18 AM
Jackpot Amount	Robert Tironi	Lottery Operations Division Director
9.75 M		4/12/24 10:40 AM
Jackpot Amount	Ryan Mindell	Deputy Executive Director

Estimated Support for Jackpot Prize = (Est. total draw sales in the roll cycle) x (Jackpot prize is 40.47% of draw sales)*(int factor)
 *Estimated total draw sales may be adjusted to include promotional wagers associated with this game.
 **If additional funds are required, funds will be taken from the State Lottery Account as identified in Government Code, § 466.355