

TEXAS LOTTERY COMMISSION
Scratch Ticket Game Closing Analysis
SUMMARY REPORT

Scratch Ticket Information

Date Completed 10/21/2019

Game #	2077	Confirmed Packs	7,620
Game Name	Millionaire Club	Active Packs	3,661
Quantity Printed	5,075,275	Warehouse Packs	73,282
Price Point	\$20	Returned Packs	136
Start Date	12/17/2018	Printed Payout Percentage	75.05%
Top Prize	\$ 1,000,000	Percent Sold	57.64%
Number of Top Prizes Remaining	2	Number of Weeks Out	44

Current Game Sales Analysis

TANGIBLE COSTS

Expenditure Impact:

Cost to print tickets	\$ 632,735	Actual ticket production costs
Prize payout expense	\$ 43,318,695	Data from Instant Ticket Tier Liability screen in ES
Estimated Direct Costs	\$ 43,951,430	

TANGIBLE BENEFITS

Revenue Impact:

Estimated sales	\$ 58,507,770	Based on # of tkts printed, times % sold from DaVinci report, times the price point
Total Estimated Benefits	\$ 58,507,770	

Excess of Revenue over Expended \$ 14,556,340

INTANGIBLE POSITIVE BENEFITS:

- Allows for open bin space for new games at same price point with higher average weekly sales.
- Allows retailers to return inventory to TLC that is not selling thus releasing their financial burden

INTANGIBLE NEGATIVE BENEFITS:

- There are still valuable prizes remaining in this game.

Assumptions:

- Estimated sales revenue is calculated based on the number of tickets printed times the percent sold from the DaVinci report. The percent sold amount is based on pack settlements. Some partial packs could be returned thus slightly reducing the sales revenue amount reported above.

Weekly Sales Comparison Information

	<u>Previous 3 Weeks Sales from DaVinci</u>	
Most recent week sales	\$	790,280
Next week	\$	775,980
Next week	\$	809,220
Avg Weekly Sales Current Game	\$	791,827
Avg Weekly Sales \$20; 5M Qty	\$	2,300,088
Percentage Of Variance In Sales		66%

TEXAS LOTTERY COMMISSION
Scratch Ticket Game Closing Analysis
RECOMMENDATION AND APPROVALS

Instant Ticket Information

Game #	2077	Printed Payout Percentage	75.05%
Game Name	Millionaire Club	Actual Payout Percentage	74.04%
Percent Sold	57.64%	Number of Weeks Out	44
Average # of Weeks for 85% Sell-through for Same Price Point Game With Similar Print Run.			42

Recommendation

Based on the findings in this Summary Report, I am recommending closing the above game.

I am recommending closing the above game based on the below business reason(s):

Dale Boussock 10/21/19
Instant Product Coordinator Date

[Signature] 10/21/19
Products Manager Date

By signing below, I agree with the recommendation of the Products Department Staff to close the above game.

[Signature] 10-21-19
Lottery Operations Division Director Date

Kathy Pyna 10/23/19
Controller Date

[Signature] 10/24/19
Executive Director Date



Da Vinci Report
 Week End Date: 10/19/19
 10/21/19

Product Line	Game	Tix Run	Name	Start	Call	Close	Wks	% Sold	Confirmed	Active	Ware	Return	Net Sales			
													10/19/19	10/12/19	10/5/19	9/28/19
Mature	2082	\$5	22,519,650	SUPER CROSSWORD	11/26/18		47	63.35%	12,451	7,441	87,843	48	\$1,351,385.00	\$1,342,320.00	\$1,418,750.00	\$1,294,735.00
	2074	\$5	40,124,625	SUPER LOTERIA	1/21/19		39	70.48%	24,047	11,148	117,548	44	\$3,706,160.00	\$3,589,105.00	\$3,755,185.00	\$3,503,050.00
	2143	\$5	7,320,825	TEXAS ROAD TRIP	6/17/19		18	57.16%	6,339	3,457	30,033	919	\$437,780.00	\$438,610.00	\$505,360.00	\$513,055.00
	2056	\$10	28,522,850	\$200 MILLION CASH EXPLOSION	9/4/18		59	47.64%	13,360	6,122	276,127	117	\$2,669,590.00	\$2,379,240.00	\$2,351,720.00	\$2,185,010.00
	2166	\$10	12,139,700	\$250,000 50X CASHWORD	4/15/19		27	84.11%	18,530	8,646	7,997	45	\$3,692,030.00	\$3,527,360.00	\$3,631,560.00	\$3,330,250.00
	2148	\$10	6,118,550	SUPER 10S SUPER TICKET	6/17/19		18	72.49%	10,772	7,302	13,508	255	\$1,757,300.00	\$1,695,630.00	\$1,790,860.00	\$1,635,520.00
	2126	\$10	6,117,600	WILD 10S	7/15/19		14	83.62%	11,032	7,271	0	287	\$2,630,970.00	\$2,636,700.00	\$2,856,340.00	\$2,550,730.00
	2093	\$20	7,344,000	\$100 OR \$200	10/1/18		55	76.22%	7,831	4,195	55,866	110	\$1,534,440.00	\$1,446,660.00	\$1,434,720.00	\$1,307,460.00
	1838	\$20	34,728,300	INSTANT MILLIONAIRE	5/15/17		127	40.85%	10,807	5,980	801,487	62	\$2,291,940.00	\$2,077,360.00	\$2,207,380.00	\$1,961,620.00
	2077	\$20	5,075,275	MILLIONAIRE CLUB	12/17/18		44	57.64%	7,620	3,661	73,282	136	\$790,280.00	\$775,980.00	\$809,220.00	\$710,220.00
	2067	\$20	7,123,800	STACKS OF CASH	7/16/18		66	69.08%	5,374	3,122	76,343	45	\$837,380.00	\$770,200.00	\$791,940.00	\$715,680.00
	2053	\$30	34,080,725	\$750 MILLION WINNER'S CIRCLE	3/19/18		83	27.09%	10,377	4,552	976,213	86	\$2,488,530.00	\$2,267,550.00	\$2,317,380.00	\$2,142,870.00
	2141	\$50	4,623,120	MILLION DOLLAR JACKPOT	5/20/19		22	44.84%	14,667	7,148	102,799	125	\$5,078,800.00	\$4,954,850.00	\$5,053,300.00	\$4,593,750.00
	2104	\$50	4,564,740	WINNING MILLIONS	11/14/18		48	72.71%	7,804	3,579	49,194	57	\$2,638,700.00	\$2,540,900.00	\$2,634,950.00	\$2,465,050.00
Out of Wareh	2154	\$1	9,281,550	BLACKJACK	8/5/19		11	72.92%	8,060	6,792	0	416	\$485,943.00	\$560,570.00	\$664,642.00	\$625,805.00
	2170	\$1	9,177,900	HIT \$5,000	9/3/19		7	55.61%	14,323	11,690	9	112	\$797,436.00	\$811,691.00	\$919,138.00	\$818,442.00
Sold/Closing	2111	\$1	29,302,200	10X	12/3/18		46	97.52%	0	0	0	3,891	-\$1,440.00	-\$1,753.00	\$1,525.00	\$5,796.00
	2123	\$1	9,135,600	CASH PAYOUT	4/1/19		29	91.21%	22	12	0	4,606	-\$1,736.00	\$656.00	\$3,882.00	\$5,967.00
	2149	\$1	9,149,850	FIREBALL 5S	6/26/19		16	92.36%	1,554	1,473	20	815	\$105,387.00	\$124,656.00	\$160,865.00	\$176,405.00
	2132	\$1	16,882,800	TOPAZ 7S	5/6/19		24	87.95%	6,286	6,017	10	227	\$366,470.00	\$386,492.00	\$444,410.00	\$391,809.00
	2142	\$1	9,163,200	TRIPLE YOUR CASH	6/3/19		20	86.27%	971	421	1	2,962	\$52,020.00	\$122,506.00	\$198,462.00	\$208,902.00
	2068	\$1	30,502,050	WEEKLY HALF GRAND	8/20/18		61	89.51%	6,292	5,957	6,381	206	\$286,996.00	\$295,154.00	\$285,805.00	\$260,707.00
	2079	\$2	35,539,375	BLACKOUT BINGO	7/3/18		68	96.27%	3,477	4,503	4	409	\$542,234.00	\$731,052.00	\$917,198.00	\$873,926.00
	2080	\$2	40,562,000	BREAK THE BANK	6/15/18		70	91.05%	3,782	2,366	18,344	574	\$290,198.00	\$302,618.00	\$339,640.00	\$319,474.00
	2139	\$2	6,974,375	TRIPLE PLAY	4/15/19		27	85.60%	146	101	0	1,634	\$8,092.00	\$18,064.00	\$37,880.00	\$42,158.00
	2078	\$2	35,978,375	WEEKLY GRAND	1/10/18		92	92.57%	39	35	7,313	8,176	-\$1,580.00	\$11,434.00	\$36,888.00	\$84,678.00
	2109	\$3	16,346,375	30X	12/17/18		44	95.23%	252	514	341	3,345	\$150,798.00	\$274,167.00	\$362,001.00	\$436,095.00
	2089	\$3	5,989,875	BLOCK-O	6/3/19		20	82.02%	2,803	2,875	855	1,180	\$346,242.00	\$381,195.00	\$452,454.00	\$447,573.00
	2031	\$3	5,931,500	CINCO CONNECT	3/4/19		33	69.72%	28	21	3,137	8,976	-\$44,787.00	-\$53,418.00	-\$38,889.00	-\$29,172.00
	2134	\$5	7,221,000	\$500 FRENZY	4/15/19		27	88.74%	2,086	1,625	5,801	295	\$291,450.00	\$303,090.00	\$341,750.00	\$336,120.00
	2125	\$5	7,338,750	CRAZY CASH BLOWOUT	3/18/19		31	71.10%	175	181	24,887	2,034	\$39,520.00	\$71,795.00	\$138,560.00	\$157,840.00
	2136	\$5	10,630,050	EMERALD 7S	5/6/19		24	88.50%	7,883	6,489	164	486	\$1,000,825.00	\$955,885.00	\$1,085,010.00	\$986,780.00

Liability for 2077 / for Life to Date

Product Status: SmartCash Enabled: Validation Range: 05/30/2018 - 12/31/2037
 Active N/A

Outstanding Prizes

Tier	Ref	SmartCash	Tier Value	Count	Amount	Tickets Paid Life to Date	Amount Paid Life to Date	% paid	Est. Tickets Sold
1	1	N/A	\$20.00	177196	\$3,543,920.00	228826	\$4,576,520.00	56.36%	2860325
2	2	N/A	\$25.00	177170	\$4,429,250.00	228774	\$5,719,350.00	56.36%	2860224
3	3	N/A	\$50.00	87796	\$4,389,800.00	115254	\$5,762,700.00	56.76%	2880796
4	4	N/A	\$50.00	43307	\$2,165,350.00	58094	\$2,904,700.00	57.29%	2907693
5	5	N/A	\$50.00	44689	\$2,234,450.00	56921	\$2,846,050.00	56.02%	2843123
6	0	N/A	\$75.00	11107	\$833,025.00	14312	\$1,073,400.00	56.30%	2857600
7	0	N/A	\$75.00	16596	\$1,244,700.00	22317	\$1,673,775.00	57.35%	2910721
8	0	N/A	\$75.00	15977	\$1,198,275.00	21840	\$1,638,000.00	57.75%	2931062
9	0	N/A	\$100.00	11186	\$1,118,600.00	14292	\$1,429,200.00	56.10%	2846998
10	0	N/A	\$100.00	11294	\$1,129,400.00	14192	\$1,419,200.00	55.69%	2826190
11	0	N/A	\$100.00	11058	\$1,105,800.00	14454	\$1,445,400.00	56.66%	2875432
12	0	N/A	\$100.00	7306	\$730,600.00	9691	\$969,100.00	57.02%	2893715
13	0	N/A	\$100.00	6972	\$697,200.00	9609	\$960,900.00	57.95%	2941216
14	0	N/A	\$150.00	2828	\$424,200.00	3572	\$535,800.00	55.81%	2832637
15	0	N/A	\$150.00	4170	\$625,500.00	5365	\$804,750.00	56.27%	2855673
16	0	N/A	\$150.00	4116	\$617,400.00	5412	\$811,800.00	56.80%	2882807
17	0	N/A	\$150.00	2736	\$410,400.00	3632	\$544,800.00	57.04%	2894692
18	0	N/A	\$150.00	3658	\$548,700.00	4820	\$723,000.00	56.85%	2885447
19	0	N/A	\$250.00	1847	\$461,750.00	2423	\$605,750.00	56.74%	2879951
20	0	N/A	\$250.00	1632	\$408,000.00	2184	\$546,000.00	57.23%	2904717
21	0	N/A	\$250.00	1610	\$402,500.00	2165	\$541,250.00	57.35%	2910720
22	0	N/A	\$250.00	1806	\$451,500.00	2424	\$606,000.00	57.30%	2908384
23	0	N/A	\$250.00	1843	\$460,750.00	2393	\$598,250.00	56.49%	2867123
24	0	N/A	\$500.00	460	\$230,000.00	599	\$299,500.00	56.56%	2870717
25	0	N/A	\$500.00	945	\$472,500.00	1163	\$581,500.00	55.17%	2800068
26	0	N/A	\$500.00	365	\$182,500.00	484	\$242,000.00	57.01%	2893325
27	0	N/A	\$500.00	359	\$179,500.00	471	\$235,500.00	56.75%	2880065
28	0	N/A	\$500.00	189	\$94,500.00	235	\$117,500.00	55.42%	2812947
29	0	N/A	\$1,000.00	3	\$3,000.00	2	\$2,000.00	40.00%	2030110
30	0	N/A	\$1,000.00	4	\$4,000.00	6	\$6,000.00	60.00%	3045165
31	0	N/A	\$1,000.00	4	\$4,000.00	6	\$6,000.00	60.00%	3045165
32	0	N/A	\$1,000.00	2	\$2,000.00	3	\$3,000.00	60.00%	3045165
33	0	N/A	\$10,000.00	1	\$10,000.00	2	\$20,000.00	66.67%	3383517
34	0	N/A	\$10,000.00	3	\$30,000.00	3	\$30,000.00	50.00%	2537637
35	0	N/A	\$10,000.00	2	\$20,000.00	4	\$40,000.00	66.67%	3383516
36	0	N/A	\$1,000,000.00	2	\$2,000,000.00	3	\$3,000,000.00	60.00%	3045165
Totals:				650239	\$32,863,070.00	845,947	\$43,318,695.00		

END OF PRODUCTION PRIZE STRUCTURE
May 22, 2018 - (POOLS # 1 - 52 COMPLETE)

Prize Structure
TEXAS LOTTERY
GAME NO. 2077 "MILLIONAIRE CLUB"
April 16, 2018 - VERSION C

Order Quantity: 5,075,275 Pack Size: 25 Pool Size: 120,000 Winners: 1,496,186 Prize Fund: \$76,181,765.00
Price Point: \$20.00 Packs/Game: 203,011 Number of Pools: 42,29 Non-winners: 3,579,089 Payout: 75.05%
Revenue: \$101,505,500.00 Packs/Pool: 4,800 Overall Odds: 3.3921

Total Payout

ORIGINAL ORDER

SHIPMENT # 1
COMPLETE
POOLS # 1-52

Kind	Wins	Tier Level	Get	Win	Value	Odds (1 in)	Winners		Total	Total Prize Cost	% Prize Fund
							Pool	Pool			
01	1	L	\$20	\$20	\$20.00	12,5000	2,00	9,600,00	406,022	\$6,120,440.00	10.66%
Total (Low Tiers)											
						12,5000	2,00	9,600,00	406,022	\$6,120,440.00	10.66%
Mid Tiers											
02	1	G	\$25	\$25	\$25.00	12,5024	2,00	9,600,00	405,944	\$10,148,600.00	13.32%
03	1	G	\$50	\$50	\$50.00	24,9952	1,00	4,800,00	203,050	\$10,152,500.00	13.33%
04	2	G	\$25 x 2	\$50	\$50.00	50,0515	0,50	2,400,00	101,401	\$5,070,050.00	6.66%
05	1	G	\$10 GOLD BAR	\$50	\$50.00	49,9486	0,50	2,400,00	101,610	\$5,080,500.00	6.67%
Total (\$50.00):											
						12,4988	2,00	9,600,00	406,061	\$20,303,050.00	26.65%
06	1	M	\$75	\$75	\$75.00	199,6646	0,13	600,00	25,419	\$1,906,425.00	2.50%
07	2	M	\$25 + \$10 GOLD BAR	\$75	\$75.00	130,4262	0,19	918,00	38,913	\$2,918,475.00	3.83%
08	3	M	\$25 x 3	\$75	\$75.00	134,2062	0,19	900,00	37,817	\$2,836,275.00	3.72%
Total (\$75.00):											
						49,6850	0,50	2,418,00	102,149	\$7,661,175.00	10.08%
09	1	M	\$100	\$100	\$100.00	199,2023	0,13	600,00	25,478	\$2,547,800.00	3.34%
10	1	M	\$20 GOLD BAR	\$100	\$100.00	199,1397	0,13	600,00	25,486	\$2,548,600.00	3.35%
11	2	M	\$10 GOLD BAR x 2	\$100	\$100.00	198,9368	0,13	600,00	25,512	\$2,551,200.00	3.35%
12	5	M	\$20 x 5	\$100	\$100.00	298,5983	0,08	400,00	16,997	\$1,699,700.00	2.23%
13	10	M	\$10 x 10	\$100	\$100.00	306,0988	0,08	400,00	16,581	\$1,658,100.00	2.18%
Total (\$100.00):											
						46,1162	0,54	2,600,00	110,054	\$11,005,400.00	14.45%
14	1	M	\$150	\$150	\$150.00	793,0117	0,03	150,00	6,400	\$960,000.00	1.26%
15	2	M	\$20 GOLD BAR + \$10 GOLD BAR	\$150	\$150.00	532,2784	0,05	226,00	9,535	\$1,430,250.00	1.88%
16	3	M	\$10 GOLD BAR x 3	\$150	\$150.00	532,6695	0,05	226,00	9,528	\$1,429,200.00	1.88%
17	2	M	\$75 x 2	\$150	\$150.00	796,9967	0,03	150,00	6,368	\$955,200.00	1.25%
18	10	M	\$20 x 5 + (\$10 x 5)	\$150	\$150.00	598,6406	0,04	200,00	8,478	\$1,271,700.00	1.67%
Total (\$150.00):											
						125,9092	0,20	950,00	40,309	\$6,046,350.00	7.94%
19	1	M	\$250	\$250	\$250.00	1188,5890	0,02	100,00	4,270	\$1,067,500.00	1.40%
20	6	M	(\$75 x 2) + (\$25 x 4)	\$250	\$250.00	1329,9987	0,02	90,00	3,816	\$954,000.00	1.25%
21	15	M	(\$20 x 10) + (\$10 x 5)	\$250	\$250.00	1344,4437	0,02	90,00	3,775	\$943,750.00	1.24%
22	3	M	(\$20 GOLD BAR x 2) + \$10 GOLD BAR	\$250	\$250.00	1199,8286	0,02	100,00	4,230	\$1,057,500.00	1.39%
23	2	M	\$25 GOLD BAR x 2	\$250	\$250.00	1198,1291	0,02	100,00	4,236	\$1,059,000.00	1.39%
Total (\$250.00):											
						249,6815	0,10	480,00	20,327	\$5,081,750.00	6.67%
24	1	M	\$500	\$500	\$500.00	4792,5165	0,01	25,00	1,059	\$529,500.00	0.70%
25	1	M	\$100 GOLD BAR	\$500	\$500.00	2407,6257	0,01	50,00	2,108	\$1,054,000.00	1.39%
26	13	M	(\$75 x 4) + (\$25 x 4) + (\$20 x 5)	\$500	\$500.00	5977,9446	0,00	20,00	849	\$424,500.00	0.56%
27	22	M	\$100 + (\$50 x 2) + (\$25 x 4) + (\$20 x 5) + (\$10 x 10)	\$500	\$500.00	6114,7892	0,00	20,00	830	\$415,000.00	0.54%
28	2	M	\$250 x 2	\$500	\$500.00	11969,9892	0,00	10,00	424	\$212,000.00	0.28%

5,075,275

406,022

405,944

203,050

101,401

101,610

25,419

25,486

25,512

16,997

16,581

25,478

25,486

25,512

16,997

16,581

25,478

4,270

3,816

3,775

4,230

4,236

1,059

2,108

849

830

424

424




INTEROFFICE MEMO

Gary Grief, Executive Director Ed Rogers, Acting Charitable Director

0.00
5-075-20
1-000-
5-075-20
5-075-20
124-67
632,735.16
0.00

Payment Approval

May 31, 2018


The attached invoice(s) for service is being submitted for approval. 

Vendor Name: Scientific Games, Inc
 Invoice Number: 102587
 Tx Game name: TX-2077 Millionaire Club
 PO #: 362-18-9019RL011

Shipment	Quantity	Price	Total
	5075.28	\$113.15	\$574,267.93
	5075.28	\$11.52	\$58,467.23


Total Amount **\$632,735.16**

The above referenced invoice(s) have been reviewed and certified as proper, accurate and should be paid by the Texas Lottery Commission.

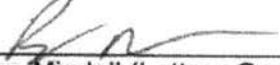

 Dale Bowersock (Instant Product Coordinator)
 Please forward to the next person for approval



5/31/18
Date


 Robert Tirloni (Products Manager)
 Please forward to the next person for approval


6/3/18
Date


 Ryan Mindell (Lottery Operations Division Director)

6-4-18
Date

Please return to Maria Perez in the Office of the Controller by

June 10, 2018

 SCIENTIFIC GAMES	Invoice No	Invoice Date	Due Date
	102587	30-MAY-18	14-JUL-18
Scientific Games International, Inc. 1500 Bluegrass Lakes Parkway Alpharetta GA 30004 Ph: 770.664.3700	Payment Terms	Total Amount	Invoice Currency
	45 NET	632,735.16	USD
Bill To	Ship To		
Texas Lottery Attn: Accounts Payable P.O. BOX 16630 Austin TX 78761-6630 United States	Texas Lottery c/o Gtech 8520 Tuscany Way Bldg 6 Suite 100 AUSTIN TX 78754-4819 United States		
Comments: PO Number: 362-18-9019 RL011			

Item Number	Item Description	Qty	Price	Amount
	TX-2077 MILLIONAIRE CLUB	5,075.28	113.15000	574,267.93
	FULL UV COATING (DISPLAY TICKET BACK)	5,075.28	11.52000	58,467.23
	Sub Total			632,735.16
	Tax			0.00
	Total			632,735.16
	Total Quantity	5,075.28		

Remittance Information
USD Wire Instructions: Bank: Bank of America Swift: BOFAUS3N Acct name: Scientific Games International, Inc. Acct #: 501017395032 Wire Routing #: 026009593 ACH Routing #: 122400724

Instant Ticket Game Analysis
2/26/17-2/23/19

Average Number of Weeks for 85% Average Sell Through

Print Quantities	Price Point					Print Quantities	Price Point				
	\$1	\$2	\$3	\$5			\$10	\$20	\$30	\$50	
< 5M	None	Week 12*	None	None	None	2M	None	None	None	None	
5M-9.99M	Week 15	Week 18	Week 18	Week 17	3M	None	None	None	Week 52*		
10M-14.99M	Week 20	None	None	Week 16*	4M	None	None	None	None		
15M-19.99M	Week 23	None	Week 32*	Week 48	5M	None	Week 42	None	None		
20M-24.99M	None	None	None	Week 57	6M	Week 22	None	None	None		
25M-29.99M	Week 58*	None	None	None	7M	None	Week 49*	None	None		
30M-34.99M	Week 41*	Week 57*	None	None	8M	Week 25*	None	None	None		
>35M	None	Week 55*	Week 57	Week 53*	>9M	Week 43	Week 49*	None	None		

Average Weekly Dollar Sales at 85% Average Sell Through

Print Quantities	Price Point					Print Quantities	Price Point				
	\$1	\$2	\$3	\$5			\$10	\$20	\$30	\$50	
< 5M	None	\$714,918	None	None	None	2M	None	None	None	None	
5M-9.99M	\$543,741	\$753,911	\$1,037,655	\$2,105,631	3M	None	None	None	\$2,913,384		
10M-14.99M	\$527,618	None	None	\$2,919,843	4M	None	None	None	None		
15M-19.99M	\$633,249	None	\$1,302,836	\$1,502,081	5M	None	\$2,300,088	None	None		
20M-24.99M	None	None	None	\$1,710,701	6M	\$2,715,030	None	None	None		
25M-29.99M	\$438,898	None	None	None	7M	None	\$2,502,908	None	None		
30M-34.99M	\$629,856	\$1,039,084	None	None	8M	\$2,822,095	None	None	None		
>35M	None	\$1,243,302	\$1,731,457	\$3,256,460	>9M	\$2,847,773	\$3,190,792	None	None		

None = no games at this level with 85% sell through
* only one game at this level with 85% sell through

Excludes Promotional Tickets
Unaudited - For Internal Use Only