

**TEXAS LOTTERY COMMISSION**  
**Scratch Ticket Game Closing Analysis**  
**SUMMARY REPORT**

**Instant Ticket Information**

Date Completed 8/26/2019

Game #	2109	Confirmed Packs	7,504
Game Name	30X	Active Packs	5,380
Quantity Printed	16,346,375	Warehouse Packs	1,688
Price Point	\$3	Returned Packs	34
Start Date	12/17/2018	Printed Payout Percentage	66.02%
Top Prize	\$ 75,000	Percent Sold	87.76%
Number of Top Prizes Remaining	2	Number of Weeks Out	36

**Current Game Sales Analysis**

**TANGIBLE COSTS**

**Expenditure Impact:**

Cost to print tickets	\$ 269,535	Actual ticket production costs
Promotion Prize Allocation	\$ 683,700	From EOPPS
Prize payout expense	\$ 26,815,440	Data from Instant Ticket Tier Liability screen in ES

**Estimated Direct Costs** \$ 27,768,675

**TANGIBLE BENEFITS**

**Revenue Impact:**

Estimated sales	\$ 43,036,736	Based on # of tkts printed, times % sold from DaVinci report, times the price point
<b>Total Estimated Benefits</b>	<u style="text-decoration: underline double;">\$ 43,036,736</u>	

**Excess of Revenue over Expended** \$ 15,268,061

**INTANGIBLE POSITIVE BENEFITS:**

- Allows for open bin space for new games at same price point with higher average weekly sales.
- Allows retailers to return inventory to TLC that is not selling thus releasing their financial burden

**INTANGIBLE NEGATIVE BENEFITS:**

- There are still valuable prizes remaining in this game.

**Assumptions:**

- Estimated sales revenue is calculated based on the number of tickets printed times the percent sold from the DaVinci report. The percent sold amount is based on pack settlements. Some partial packs could be returned thus slightly reducing the sales revenue amount reported above.

**Weekly Sales Comparison Information**

Previous 3 Weeks Sales from DaVinci		
Most recent week sales	\$	668,739
Next week	\$	685,557
Next week	\$	673,548
Avg Weekly Sales Current Game	\$	675,948
Avg Weekly Sales \$3; 15M-19.99M Qty*	\$	1,302,836
<b>Percentage Of Variance In Sales</b>		<b>48%</b>

**TEXAS LOTTERY COMMISSION**  
**Scratch Ticket Game Closing Analysis**  
**RECOMMENDATION AND APPROVALS**

**Instant Ticket Information**

Game #	2109	Printed Payout Percentage	66.02%
Game Name	30X	Actual Payout Percentage	63.90%
Percent Sold	87.76%	Number of Weeks Out	36
Average # of Weeks for 85% Sell-through for Same Price Point Game With Similar Print Run.			32*

\* only one game at this level with 85% sell through

**Recommendation**

Based on the findings in this Summary Report, I am recommending closing the above game.

I am recommending closing the above game based on the below business reason(s):

---



---



---

*Del Bawusch*                      8/26/19  
Instant Product Coordinator                      Date

*RJM*    9/3/19  
Products Manager    Date

By signing below, I agree with the recommendation of the Products Department Staff to close the above game.

\_\_\_\_\_  
Lottery Operations Division Director                      Date

\_\_\_\_\_  
Controller    Date

\_\_\_\_\_  
Executive Director    Date

Not Required.  
Over 85% Sell Through.



# Play the Games of Texas!

Da Vinci Report  
Week End Date: 8/24/19

8/26/19

Product Line	Game	\$	Tix Run	Name	Start	Call	Close	Wks	% Sold	Confirmed	Active	Ware	Return	Net Sales				
														8/24/19	8/17/19	8/10/19	8/3/19	
Baseline	2154	\$1	9,281,550	BLACKJACK	8/5/19			3	17.23%	22,134	11,133	15,340	7	\$707,330.00	\$601,453.00	\$290,524.00	\$150.00	
	2142	\$1	9,163,200	TRIPLE YOUR CASH	6/3/19			12	66.99%	9,542	5,879	3,014	75	\$342,322.00	\$368,782.00	\$454,019.00	\$532,059.00	
	2146	\$2	7,053,375	AMAZING 85	6/17/19			10	65.02%	10,875	7,765	124	118	\$686,436.00	\$729,564.00	\$971,844.00	\$1,055,712.00	
	2162	\$2	40,877,750	BREAK THE BANK	8/5/19			3	2.90%	17,008	8,772	289,661	11	\$1,094,662.00	\$865,072.00	\$408,250.00	\$0	
	2120	\$2	7,211,875	DOUBLE MATCH	7/15/19			6	36.37%	15,149	10,342	9,032	9	\$877,716.00	\$912,518.00	\$1,029,046.00	\$1,082,568.00	
	2060	\$2	35,448,750	WEEKLY GRAND	8/19/19			1	0.37%	25,258	5,770	249,539	8	\$263,500.00	\$0	\$0	\$0	
	2089	\$3	5,989,875	BLOCK-O	6/3/19			12	58.68%	9,507	6,366	855	935	\$713,160.00	\$669,040.00	\$741,717.00	\$942,081.00	
	2152	\$5	5,625,525	50X FAST CASH	7/15/19			6	37.98%	17,750	10,078	16,724	18	\$1,427,440.00	\$1,626,770.00	\$1,787,915.00	\$2,266,505.00	
	2165	\$5	11,079,000	BINGO TIMES 20	8/5/19			3	11.47%	23,699	10,349	93,548	24	\$2,477,170.00	\$2,569,380.00	\$1,309,525.00	\$375.00	
	2155	\$5	7,239,375	BONUS JACKPOT	8/5/19			3	15.62%	31,413	10,849	36,527	8	\$2,073,710.00	\$2,269,680.00	\$1,308,460.00	\$375.00	
	2158	\$5	9,750,750	COWBOYS	8/19/19			1	1.94%	18,841	9,297	96,699	9	\$947,480.00	\$0	\$0	\$0	
	2159	\$5	5,626,275	HOUSTON TEXANS	8/19/19			1	2.10%	20,487	7,793	42,858	7	\$592,140.00	\$0	\$0	\$0	
	2150	\$5	7,214,550	RED HOT SLOTS	6/26/19			8	40.08%	20,399	8,531	27,141	61	\$1,138,390.00	\$1,377,080.00	\$1,330,305.00	\$1,545,865.00	
	2143	\$5	7,320,825	TEXAS ROAD TRIP	6/17/19			10	44.09%	13,586	7,312	32,162	62	\$962,635.00	\$1,098,300.00	\$1,239,760.00	\$1,539,130.00	
	2148	\$10	6,118,550	SUPER 105 SUPER TICKET	6/17/19			10	48.87%	17,993	7,719	34,197	44	\$2,161,250.00	\$2,224,410.00	\$2,380,220.00	\$2,856,480.00	
	2126	\$10	6,117,600	WILD 105	7/15/19			6	43.62%	23,751	10,077	31,336	23	\$4,182,710.00	\$4,193,470.00	\$4,450,140.00	\$5,288,560.00	
Mature	1878	\$1	854,700	CASH ON THE SPOT	9/18/17			101	0.00%	0	0	3,072	89	\$0	\$0	\$0	\$0	
	1804	\$1	829,650	LUCKY STARS	9/18/17			101	0.00%	0	0	157	773	\$0	\$0	\$0	\$0	
	2132	\$1	16,882,800	TOPAZ 75	5/6/19			16	67.17%	13,872	9,044	11,901	42	\$524,000.00	\$526,564.00	\$561,747.00	\$620,380.00	
	2068	\$1	30,502,050	WEEKLY HALF GRAND	8/20/18			53	82.06%	9,064	6,183	19,458	23	\$287,702.00	\$274,201.00	\$278,909.00	\$322,403.00	
	2079	\$2	35,539,375	BLACKOUT BINGO	7/3/18			60	86.85%	12,456	8,264	14,254	11	\$878,380.00	\$852,914.00	\$910,146.00	\$1,020,320.00	
	2080	\$2	40,562,000	BREAK THE BANK	6/15/18			62	87.36%	9,140	4,456	22,434	278	\$639,742.00	\$752,112.00	\$974,612.00	\$1,185,346.00	
	2052	\$3	35,669,250	\$50,000 BONUS CASHWORD	2/4/19			29	47.46%	14,783	8,579	124,089	17	\$1,804,883.00	\$1,590,636.00	\$1,611,339.00	\$1,809,383.00	
	2109	\$3	16,346,375	30X	12/17/18			36	87.76%	7,504	5,380	1,688	34	\$668,739.00	\$685,557.00	\$673,548.00	\$712,986.00	
	1828	\$3	41,527,800	TEXAS LOTERIA	9/17/18			49	56.24%	18,784	10,520	209,452	25	\$1,309,077.00	\$1,301,673.00	\$1,312,635.00	\$1,440,441.00	
	2134	\$5	7,221,000	\$500 FRENZY	4/15/19			19	80.09%	5,502	3,096	9,380	38	\$610,295.00	\$652,305.00	\$672,105.00	\$822,470.00	
	2129	\$5	10,394,625	BONUS BREAK THE BANK	4/2/19			21	48.55%	14,465	8,386	45,073	21	\$1,265,955.00	\$1,318,445.00	\$1,245,465.00	\$1,400,565.00	
	2140	\$5	7,320,300	CASH GAME	5/20/19			14	48.32%	11,136	5,205	30,846	624	\$671,965.00	\$663,270.00	\$748,065.00	\$913,105.00	
	2125	\$5	7,338,750	CRAZY CASH BLOWOUT	3/18/19			23	67.44%	3,435	2,106	25,366	185	\$316,280.00	\$323,270.00	\$353,560.00	\$434,670.00	
	2136	\$5	10,630,050	EMERALD 75	5/6/19			16	71.42%	15,322	8,237	14,592	19	\$1,458,850.00	\$1,809,430.00	\$1,585,920.00	\$1,826,595.00	

## Liability for 2109 / for Life to Date

Product Status:  
ActiveSmartCash Enabled:  
N/A

Validation Range: 11/20/2018 - 12/31/2037

## Outstanding Prizes

Tier	Ref	SmartCash	Tier Value	Count	Amount	Tickets Paid Life to Date	Amount Paid Life to Date	% paid	Est. Tickets Sold
1	1	N/A	\$3.00	309088	\$927,264.00	1390935	\$4,172,805.00	81.82%	13374375
2	2	N/A	\$5.00	111498	\$557,490.00	541999	\$2,709,995.00	82.94%	13557397
3	3	N/A	\$10.00	63095	\$630,950.00	329025	\$3,290,250.00	83.91%	13716122
4	4	N/A	\$10.00	71349	\$713,490.00	451888	\$4,518,880.00	86.36%	14117370
5	5	N/A	\$15.00	20631	\$309,465.00	110313	\$1,654,695.00	84.24%	13770907
6	6	N/A	\$15.00	8847	\$132,705.00	56631	\$849,465.00	86.49%	14137749
7	7	N/A	\$15.00	8419	\$126,285.00	56894	\$853,410.00	87.11%	14239288
8	8	N/A	\$20.00	10198	\$203,960.00	55115	\$1,102,300.00	84.39%	13794044
9	9	N/A	\$20.00	4286	\$85,720.00	28439	\$568,780.00	86.90%	14205486
10	10	N/A	\$20.00	4140	\$82,800.00	28613	\$572,260.00	87.36%	14280182
11	0	N/A	\$30.00	3772	\$113,160.00	20696	\$620,880.00	84.58%	13826409
12	0	N/A	\$30.00	3966	\$118,980.00	23343	\$700,290.00	85.48%	13972442
13	0	N/A	\$30.00	3133	\$93,990.00	21418	\$642,540.00	87.24%	14260382
14	0	N/A	\$30.00	3123	\$93,690.00	21372	\$641,160.00	87.25%	14262287
15	0	N/A	\$30.00	3707	\$111,210.00	26241	\$787,230.00	87.62%	14323000
16	0	N/A	\$50.00	1025	\$51,250.00	5761	\$288,050.00	84.90%	13877316
17	0	N/A	\$50.00	681	\$34,050.00	4082	\$204,100.00	85.70%	14009217
18	0	N/A	\$50.00	520	\$26,000.00	3569	\$178,450.00	87.28%	14267599
19	0	N/A	\$50.00	607	\$30,350.00	4162	\$208,100.00	87.27%	14265802
20	0	N/A	\$90.00	323	\$29,070.00	1730	\$155,700.00	84.27%	13774587
21	0	N/A	\$90.00	522	\$46,980.00	2905	\$261,450.00	84.77%	13856498
22	0	N/A	\$90.00	163	\$14,670.00	1186	\$106,740.00	87.92%	14371238
23	0	N/A	\$90.00	344	\$30,960.00	2369	\$213,210.00	87.32%	14273705
24	0	N/A	\$300.00	119	\$35,700.00	572	\$171,600.00	82.78%	13531297
25	0	N/A	\$300.00	82	\$24,600.00	473	\$141,900.00	85.23%	13931234
26	0	N/A	\$300.00	66	\$19,800.00	481	\$144,300.00	87.93%	14374051
27	0	N/A	\$300.00	56	\$16,800.00	353	\$105,900.00	86.31%	14108240
28	0	N/A	\$1,500.00	22	\$33,000.00	116	\$174,000.00	84.06%	13740431
29	0	N/A	\$1,500.00	20	\$30,000.00	118	\$177,000.00	85.51%	13977335
30	0	N/A	\$75,000.00	2	\$150,000.00	8	\$600,000.00	80.00%	13077100
			Totals:	633804	\$4,874,389.00	3,190,807	\$26,815,440.00		

END OF PRODUCTION PRIZE STRUCTURE  
November 12, 2018 - ( POOLS # 1-77 COMPLETE)

**Prize Structure**  
TEXAS LOTTERY  
GAME NO.2109 "30X"  
June 1, 2018 - VERSION A

Order Quantity: 16,346,375    Pack Size: 125    Pool Size: 240,000    Winners: 3,824,611    Instant Payout: \$31,689,829.00    Total Payout: \$32,373,529.00  
 Price Point: \$3.00    Packs/Game: 130,771    Number of Pools: 68.11    Non-winners: 12,521,764    Payout: 64.62%    66.02%  
 Revenue: \$49,039,125.00    Packs/Pool: 1,920

ORIGINAL ORDER

SHIPMENT # 1-4  
COMPLETE  
POOLS # 1-77

Prize	Wins	Tier Level	Get	Low Tiers			Mid Tiers			High Tiers			Total	Prize Fund	Payout	% Prize Fund		
				Win	Value	Winnings	Win	Value	Winnings	Win	Value	Winnings						
01	1	L	\$3	\$3	3.00	9,6154	13.00	24,960.00	1,700,023	\$5,100,069.00	15.75%	1700023						
02	1	L	\$5	\$5	5.00	25,0197	5.00	9,600.00	653,487	\$3,287,485.00	10.09%	653497						
03	1	L	\$10	\$10	10.00	41,6872	3.00	5,760.00	392,120	\$3,921,200.00	12.11%	392120						
04	2	L	\$5 x 2	\$10	\$10.00	31,2409	4.00	7,680.00	523,237	\$5,232,370.00	16.16%	523237						
05	1	L	\$15	\$15	15.00	17,8579	7.00	13,440.00	915,357	\$9,153,570.00	28.27%	130944						
06	2	L	\$10 + \$5	\$15	\$15.00	124,8349	1.00	1,920.00	130,944	\$1,984,160.00	6.07%	65478						
07	5	L	\$3 x 5	\$15	\$15.00	249,6468	0.50	960.00	85,478	\$982,170.00	3.03%	65313						
08	1	L	\$20	\$20	20.00	62,4539	2.00	3,840.00	261,735	\$3,826,025.00	12.13%	65313						
09	2	L	\$10 x 2	\$20	\$20.00	489,5073	0.25	480.00	32,725	\$654,500.00	2.02%	32725						
10	4	L	\$5 x 4	\$20	\$20.00	499,0802	0.25	480.00	32,753	\$655,060.00	2.02%	32753						
Total (\$20.00):				124,9809	1.00	1,920.00	130,791	\$2,615,820.00	8.08%									
Total (Low Tiers):				4,4615	28.00	\$5,160.00	2,681,003	\$49,060,830.00	74.33%									
Mid Tiers																		
11	1	M	\$30	\$30	30.00	688,0716	0.19	360.00	24,468	\$734,040.00	2.27%	24468						
12	1	M	\$3 (10X)	\$30	\$30.00	588,5710	0.21	400.00	27,309	\$819,270.00	2.53%	27309						
13	2	M	\$15 x 2	\$30	\$30.00	665,8130	0.19	360.00	24,551	\$736,530.00	2.28%	24551						
14	3	M	\$10 x 3	\$30	\$30.00	667,3352	0.19	360.00	24,495	\$734,850.00	2.27%	24495						
15	6	M	\$5 x 6	\$30	\$30.00	545,8253	0.23	440.00	29,848	\$898,440.00	2.78%	29948						
Total (\$30.00):				125,0000	1.00	1,920.00	130,771	\$3,923,130.00	12.12%									
16	1	M	\$50	\$50	50.00	2408,8380	0.05	100.00	6,786	\$339,300.00	1.05%	6786						
17	1	M	\$5 (10X)	\$50	\$50.00	3431,9484	0.04	70.00	4,763	\$238,150.00	0.74%	4763						
18	2	M	\$30 + \$20	\$50	\$50.00	3987,6461	0.03	60.00	4,089	\$204,450.00	0.63%	4089						
19	3	M	\$15 + \$5 + \$3 (10X)	\$50	\$50.00	3427,6316	0.04	70.00	4,769	\$238,450.00	0.74%	4769						
Total (\$50.00):				801,0180	0.16	300.00	20,407	\$1,020,350.00	3.15%									
20	1	M	\$90	\$90	90.00	7962,1895	0.02	30.00	2,053	\$164,770.00	0.57%	2053						
21	1	M	\$3 (30X)	\$90	\$90.00	4769,6789	0.03	50.00	3,427	\$308,430.00	0.95%	3427						
22	3	M	\$3 (10X) x 3	\$90	\$90.00	12117,4018	0.01	20.00	1,349	\$121,410.00	0.38%	1349						
23	15	M	\$20 + (\$5 x 14)	\$90	\$90.00	6025,2027	0.02	40.00	2,713	\$244,170.00	0.75%	2713						
Total (\$90.00):				1713,0974	0.07	140.00	9,542	\$858,780.00	2.65%									
24	1	M	\$300	\$300	300.00	23656,1143	0.01	10.00	691	\$207,300.00	0.64%	691						
25	1	M	\$30 (10X)	\$300	\$300.00	29452,9279	0.00	8.00	555	\$166,500.00	0.51%	555						
26	15	M	\$20 x 15	\$300	\$300.00	29883,6837	0.00	8.00	547	\$164,100.00	0.51%	547						
27	1	M	\$10 (30X)	\$300	\$300.00	39966,6870	0.00	6.00	409	\$122,700.00	0.38%	409						
Total (\$300.00):				7423,4219	0.02	32.00	2,202	\$660,600.00	2.04%									
Total (Mid Tiers):				100,3355	1.25	2,300.00	972,922	\$8,492,850.00	19.60%									
High Tiers																		
28	1	H	\$1,500	\$1,500	1,500.00	118451,9928	0.00	2.00	138	\$207,000.00	0.64%	138						
29	5	H	\$300 x 5	\$1,500	\$1,500.00	118451,9928	0.00	2.00	138	\$207,000.00	0.64%	138						
Total (\$1,500.00):				59225,9964	0.00	4.00	276	\$414,000.00	1.28%									
30	1	H	\$75,000	\$75,000	75,000.00	1634637,5000	0.00	0.15	10	\$750,000.00	2.32%	10						
Total (High Tiers):				57,165,5373	0.00	4.15	286	\$1,164,000.00	3.60%									
Total (Low Tiers + Mid Tiers + High Tiers):				4,2740	28.25	\$6,156.15	3,024,611	\$31,689,829.00	97.89%									
Donor Prize Total:						\$430.00			1,590	\$683,700.00	2.11%	1,590						
Total (Grand Prize/Tiers):						\$430.00			1,590	\$683,700.00	2.11%	1,590						
Total:				4,2740	29.25	\$6,156.15	3,024,611	\$32,373,529.00	100.00%									

\* Exact Quantity by Kind Level

10X = win 10 TIMES the prize  
30X = win 30 TIMES the prize

There will be no more than thirty-one (31) winners per pack.

as provided in Section 10 below. The Cash Prizes and allocated amounts shall be distributed across the Eligible Games as follows:

Game Price Point	Allocation for each Cash Prize (\$100)	Allocation for each Trip Prize (\$330)	Total Cash Prizes Awarded	# Second-Chance Drawings	Winners Per Drawing
\$30.00	\$753,500	\$2,486,550	7,535.00	5.00	1,507.00
\$20.00	\$600,000	\$1,980,000	6,000.00	5.00	1,200.00
\$10.00	\$457,500	\$1,509,750	4,575.00	5.00	915.00
\$5.00	\$341,000	\$1,125,300	3,410.00	5.00	682.00
\$3.00	\$159,000	\$524,700	1,590.00	5.00	318.00
\$1.00	\$87,000	\$287,100	870.00	5.00	174.00
	\$2,398,000	\$7,913,400	23,980.00		4,796.00
	Total Allocation	\$10,311,400			

The Company shall provide the following items:

- a) Drawing services for the \$5 Million Vegas Challenge Drawings, manufacturing and marketing support (including a Promotion microsite), and the Challenge contest (including hosting the Challenge and fulfillment of cash prize amounts won during the Challenge (“Challenge Cash Prizes”)), all as described further herein;
- b) Fulfillment of twenty-three thousand nine hundred eighty (23,980) one hundred dollar (\$100) second-chance Cash Prizes valued at two million three hundred ninety-eight thousand dollars (\$2,398,000); and
- c) Fulfillment and hosting of twenty (20) Trip Prizes valued at seven thousand five hundred dollars (\$7,500) each, for a total of one hundred fifty thousand dollars (\$150,000), including federal tax withholdings.

### 3. CASH PRIZE DRAWINGS

- a) The TLC shall conduct a total of thirty (30) promotional second-chance Cash Prize Drawings consisting of five (5) sets of six (6) Drawings each, with one (1) Drawing for each Eligible Game per set. The number of Cash Prize winners for each Drawing by game price point is shown in the chart in Section 2 above. The TLC shall determine the dates and times for each set of Cash Prize Drawings and the Company shall publicize the dates and times on the Promotion microsite.
- b) The Texas Lottery website/Luck Zone and the Luck Zone feature of the Texas Lottery App are the only permissible methods of entry into the Cash Prize Drawings. Entries sent via any other method will not be eligible to enter any such Drawings. Players shall receive one entry per non-winning Eligible Game ticket entered. All entries must be submitted from a location within the state of Texas. Entrants must provide a valid Texas address. Entrants must be 18 years of age or



# INTEROFFICE MEMO

Gary Grief, Executive Director      Michael P. Farrell, Charitable

## Payment Approval

November 20, 2018


The attached invoice(s) for service is being submitted for approval.


Vendor Name: Scientific Games, Inc DB  
 Invoice Number: 1033758-4  
 Tx Game name: TX-2109 30X  
 PO #: 362-19-9019RV2RL003


Shipment	Quantity	Price	Total
1	4030.88	\$15.65	\$63,083.19
holigraph paper			\$13,508.46
holigraph paper			\$205.84
2	4030.125	\$15.65	\$63,071.46
3	4031	\$15.65	\$63,085.15
4	4254.375	\$15.65	\$66,580.97

**Total Amount** **\$269,535.07**

The above referenced invoice(s) have been reviewed and certified as proper, accurate and should be paid by the Texas Lottery Commission.

  
 Dale Bowersock (Instant Product Coordinator)  
 Please forward to the next person for approval

  
 Robert Tironi (Products Manager)  
 Please forward to the next person for approval

  
 Ryan Mindell (Lottery Operations Division Director)

DB 11/20/18  
 Date

11/21/18  
 Date

11-21-18  
 Date

Please return to Maria Perez in the Office of the Controller by

**November 30, 2018**

0.0000  
 0.0000  
 16.346.375  
 1.000  
 16.346.375  
 16.346.375  
 15.65  
 259.529.701  
 13.508.46  
 205.84  
 269.535.07

**Instant Ticket Game Analysis**  
2/26/17-2/23/19

**Average Number of Weeks for 85% Average Sell Through**

Print Quantities	Price Point					Print Quantities	Price Point					
	\$1	\$2	\$3	\$5	\$10		\$20	\$30	\$50			
< 5M	None	Week 12*	None	None	None	2M	None	None	None	None	None	None
5M-9.99M	Week 15	Week 18	Week 18	Week 17	None	3M	None	None	None	None	None	Week 52*
10M-14.99M	Week 20	None	None	Week 16*	None	4M	None	None	None	None	None	None
15M-19.99M	Week 23	None	Week 32*	Week 48	None	5M	None	Week 42	None	None	None	None
20M-24.99M	None	None	None	Week 57	Week 22	6M	Week 22	None	None	None	None	None
25M-29.99M	Week 58*	None	None	None	None	7M	None	Week 49*	None	None	None	None
30M-34.99M	Week 41*	Week 57*	None	None	Week 25*	8M	Week 25*	None	None	None	None	None
>35M	None	Week 55*	Week 57	Week 53*	Week 43	>9M	Week 43	Week 49*	None	None	None	None

**Average Weekly Dollar Sales at 85% Average Sell Through**

Print Quantities	Price Point					Print Quantities	Price Point					
	\$1	\$2	\$3	\$5	\$10		\$20	\$30	\$50			
< 5M	None	\$714,918	None	None	None	2M	None	None	None	None	None	None
5M-9.99M	\$543,741	\$753,911	\$1,037,655	\$2,105,631	None	3M	None	None	None	None	None	\$2,913,384
10M-14.99M	\$527,618	None	None	\$2,919,843	None	4M	None	None	None	None	None	None
15M-19.99M	\$633,249	None	\$1,302,836	\$1,502,081	None	5M	None	\$2,300,088	None	None	None	None
20M-24.99M	None	None	None	\$1,710,701	\$2,715,030	6M	\$2,715,030	None	None	None	None	None
25M-29.99M	\$438,898	None	None	None	None	7M	None	\$2,502,908	None	None	None	None
30M-34.99M	\$629,856	\$1,039,084	None	None	\$2,822,095	8M	\$2,822,095	None	None	None	None	None
>35M	None	\$1,243,302	\$1,731,457	\$3,256,460	\$2,847,773	>9M	\$2,847,773	\$3,190,792	None	None	None	None

None = no games at this level with 85% sell through  
\* only one game at this level with 85% sell through

Excludes Promotional Tickets  
Unaudited - For Internal Use Only